

## Exercises for Further Graphics (Lectures 5-8)

All work to be submitted by email in a single PDF, no less than 48 hours before supervision.

These exercises are partly drawn from past exam questions.

### 1. Terms and Concepts

#### Monte Carlo

Define what is meant by *Monte Carlo integration* and explain its use:

- In Ambient Occlusion
- In Screen Space Ambient Occlusion

In Photon Mapping (twice!)


#### Virtual Reality

Define what is meant by:

- Immersion
- Presence

### 2. Doo-Sabin and Reif-Peters Subdivision

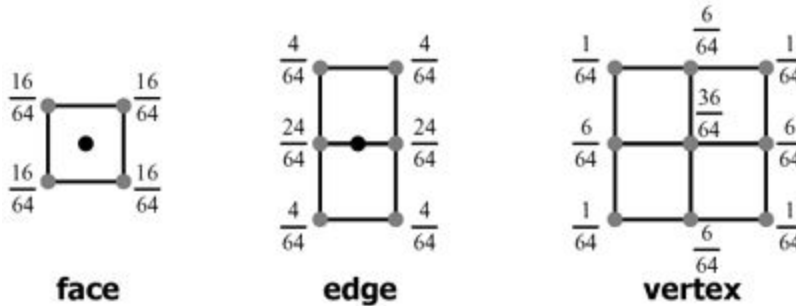
The Reif-Peters subdivision scheme is illustrated at right. Reif-Peters uses a different approach to Doo-Sabin: in it the new points are generated halfway between existing points and connected up into a mesh as illustrated in the diagram on the right (black: original mesh; grey: new mesh). Note that (i) the existing points do not form part of the new mesh and (ii) each new point's position is simply the average of the positions of the two existing points at either end of the corresponding line segment.



- Doing the Reif-Peters subdivision twice produces a mesh which looks similar to that produced by doing the Doo-Sabin subdivision once. You can treat two steps of Reif-Peters as if it were a single step of a Doo-Sabin-like subdivision scheme. Calculate the weights on the original points for each new point after two steps of Reif-Peters.
- For the Reif-Peters scheme, explain what happens around extraordinary vertices and what happens around extraordinary polygons, giving examples.

### 3. Catmull-Clark Subdivision

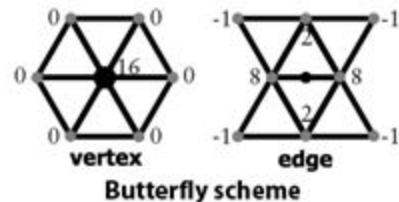
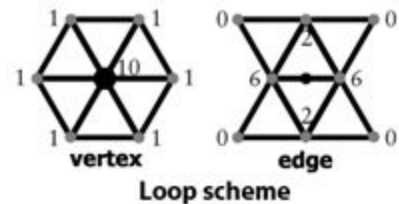
The Catmull-Clark bivariate subdivision scheme is a bivariate generalisation of the univariate  $1/8 [1, 4, 6, 4, 1]$  subdivision scheme. It creates new vertices as blends of old vertices in the following ways:



- Provide similar diagrams for the bivariate generalisation of the univariate four-point interpolating subdivision scheme  $1/16 [-1, 0, 9, 16, 9, 0, -1]$ .
- Explain what problems arise around extraordinary vertices (vertices of valency other than four) for this bivariate interpolating scheme and suggest a possible way of handling the creation of new edge vertices when the old vertex at one end of the edge has a valency other than four.

### 4. Triangular Subdivision

The Loop and Butterfly subdivision schemes can both operate on triangular meshes, in which all of the polygons have three sides. Both schemes subdivide the mesh by introducing new vertices at the midpoints of edges, splitting every original triangle into four smaller triangles, as shown at right. Each scheme has rules for calculating the locations of the new "edge" and "vertex" vertices based on the locations of the old vertices. These rules are shown below. All weights should be multiplied by  $1/16$ .



- Which of the two schemes produces a limit surface which interpolates the original data points?
- Which of the four rules must be modified when there is an extraordinary vertex? For each of the four rules either explain why it must be modified or explain why it does not need to be modified.
- Suggest appropriate modifications where necessary to

accommodate extraordinary vertices.

**5. Radiosity**

- a. Explain form factors and view factors in radiosity.
- b. Outline an implementable method of calculating view factors.
- c. Describe how your method might leverage existing hardware acceleration.

**6. Photon mapping**

- a. Explain how photon mapping produces *caustics*.